

## Design a Hamster Playground

*An activity of "Goat Towers and Cat Ladders"*

In "Goat Towers and Cat Ladders" (page 20, *What's Up* August 2021), animal owners have gone the extra mile to improve the quality of life for their four-legged friends. They have made creative structures that fit the animals' needs.

In Singapore, where land is scarce, small pets like hamsters are popular. Your challenge today, is to **design a fun and stimulating playground for a hamster**. Before you start, find out what makes an environment safe and enriching for a hamster.

### PREPARE YOURSELF


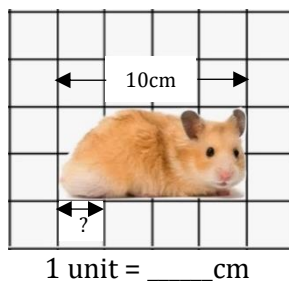
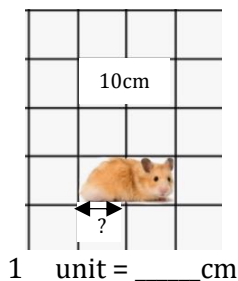
1. Watch this video: "All About Hamster Enrichment" ➤ <https://youtu.be/sxVEEqE6yI> by Victoria Raechel (2021)

What contributes to an enriching hamster space?	
•	_____
•	_____
•	_____
•	_____
•	_____
•	_____

2. Learn about scale drawing. Watch this video:

"Scale drawings | Geometry | 7<sup>th</sup> grade" ➤ <https://youtu.be/XUOPGqKGBjk> by Khan Academy (2018)

3. Let's check our understanding. If Mr Hamster is 10cm long in real life, how much does 1 unit represent in each of the following?



4. Decide on a suitable scale of your choice e.g. 1 unit = 5cm.

- You can cut out any of the three Mr Hamsters above if he fits your scale. Placing him beside your design can give you a general sense of scale and proportion.
- Use the grid lines on the next page to guide you. Feel free to draw through or between the lines.

