










Empathy Shoes

An activity of "Refugee children's precious possessions"

As children, it is sometimes hard to feel any connection with kids far away. Yet, to have empathy for children in difficult situations, it helps to imagine what they may be thinking and feeling. Try doing this in small groups.

INSTRUCTIONS

1. Read "Refugee children's precious possessions" (page 7, *What's Up* July 2019).
2. Divide your class into nine groups with every group having about the same number of students.
3. Pick one of the following kids for each group, with no two groups getting the same one. You can do this either on a first-come-first-served basis or by drawing lots.

GROUP 1	GROUP 2	GROUP 3	GROUP 4	GROUP 5
				
Rudaina	Yara	Nour	Qusai	Iman
GROUP 6	GROUP 7	GROUP 8	GROUP 9	<i>Remember to look at the pictures of their favourite keepsakes and read their stories.</i>
				
Shatha	Hala	Ahmed	Omar	

4. As a group, read the photo caption for your selected child. Prepare a five-minute oral presentation about what that child's special keepsake means to that child. Use what the child says as well and your imagination.
5. Take turns to share your group presentations with the whole class. You may use the PowerPoint slides that have been provided to facilitate your presentations. Then, reflect on what this experience in empathy means to you.