











Empathy Shoes

An extension of several What's Up October 2016 stories

As children, it is sometimes hard to know what a day in the life of someone else might be like. Have fun imagining what the following people typically do.

INSTRUCTIONS

1. Divide your class into ten groups with every group having about the same number of students.
2. Pick one of the following for each group, with no two groups getting the same individual. You can do this either on a first-come-first-served basis or by drawing lots.

GROUP 1	GROUP 2	GROUP 3	GROUP 4	GROUP 5
				
Page 8-9	Page 1	Page 21	Page 10	Page 11
GROUP 6	GROUP 7	GROUP 8	GROUP 9	GROUP 10
				
Page 6	Page 1	Page 6	Page 11	Page 15

3. As a group, read the story that your group's person appears in. The stories are all in the October 2016 issue of *What's Up*. The story will not tell you what the person does on a typical day. Instead, use your imagination to prepare a five-minute oral presentation titled "A day in the life of ___".
4. Take turns to share your group presentations with the whole class. Then, reflect on what this experience in creative thinking was like for you.